

PILOT SYSTEM S

*The ergonomic control solution
with easy in-cab integration*




RAISE YOUR EXPECTATIONS



Exclusive electronic technology for everyday conventional loader control

An electronic joystick with two axes for lifting/lowering and crowding/dumping, the e-Pilot S is compatible with MX F300, A100, U400, T400 and TX400 loader ranges.

 Control lever **ON/OFF** button

 Implement locking/unlocking with the **FAST-LOCK** or **SPEED-LINK*** System

 **Electric floating position**
To follow the contours of the ground (e.g. for grading operations)

 +  **continuous 3rd function**
Allows constant pumping at the loaders' auxiliary service without the need to hold the button down

 Activation/deactivation of the **SMART-SHOCK & SHOCK-ELIMINATOR*** shock absorbers

+ ERGONOMICS

Alongside the SHOCK-ELIMINATOR, which uses hydraulics to absorb shocks experienced during driving, the SMART-SHOCK absorber is controlled electronically in order **to soften the start and stop of each lift and lower movement.**

EXCLUSIVE TO MX

 **AUTO-LEVEL*** automatic implement reset **with vibration signal once in position**

EXCLUSIVE TO MX

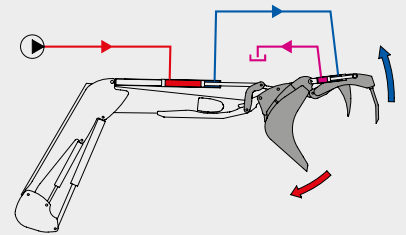
Bucket shake Prevents material from sticking to the bucket.



Up to three movements combined for increased productivity


Direct and progressive 3rd function as an option#, with combined movements

The 3rd function is controlled by the proportional thumbwheel, which also enables **the three movements to be combined simultaneously:** lifting/dumping/3rd function.



The combined movements are maintained at an optimal speed thanks to an exclusive concept that reuses the **oil returned from dumping to fuel the 3rd function, with no loss of flow.**

EXCLUSIVE TO MX



 **3rd function button as standard**

 **4th function button***



* if fitted to loader; #Only for the MX T400 or TX400

EASY IN-CAB INTEGRATION

Customised integration

Depending on the tractor cab's layout, the e-PILOT S is installed to suit the user with the following considerations:

- clean, straightforward integration
- optimal positioning
- ergonomic use for long durations,

The in-cab installation and assembly instructions are therefore specifically adapted to each tractor model. (See examples below)

⊕ ERGONOMICS

Palm-rest

The palm-rest is supplied with the e-PILOT S, according to the assembly method chosen.

For example: palm-rest supplied as standard for assembly on standard armrest



Quick detach joystick

EXCLUSIVE TO MX

According to the cab layout and specific lever position, the e-PILOT S joystick can be detached very quickly. Simply pull upwards to unlock and store.

When the loader is unhitched, the e-PILOT S joystick can be docked in a 'parking' device away from other tractor controls to allow clearer access (e.g. when ploughing).

This leaves the entire working area free for other tasks.



¹ option available for order from the Parts department

The users' choice


The handles of the e-PILOT and e-PILOT S each have their own distinct shape and size, allowing them to meet most user requirements:

- Fingertip grip with the e-PILOT S or full hand grip with the e-PILOT
- Choice of lever shape
- Choice of movement and feel





MX 
RAISE YOUR EXPECTATIONS



19, rue de Rennes
B.P. 83221
FR-35690 ACIGNÉ
Tel. +33 (0)2 99 62 52 60
Fax +33 (0)2 99 62 50 22
contact@m-x.eu
www.m-x.eu

EN



10/2019
Photo credits: © MX